


# Graphic Score Symbols





### Dots

-These could mean short notes  
-What might the size of the dot tell us?

### Lines

-These can show melodies rising and falling  
-They could be smooth, pointy, swirling etc,



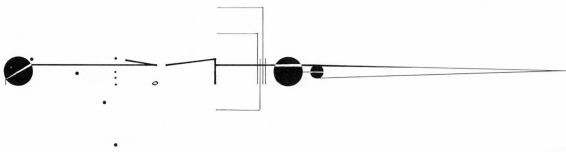
### Boxes

-These could be used to show chords (a few notes played together)

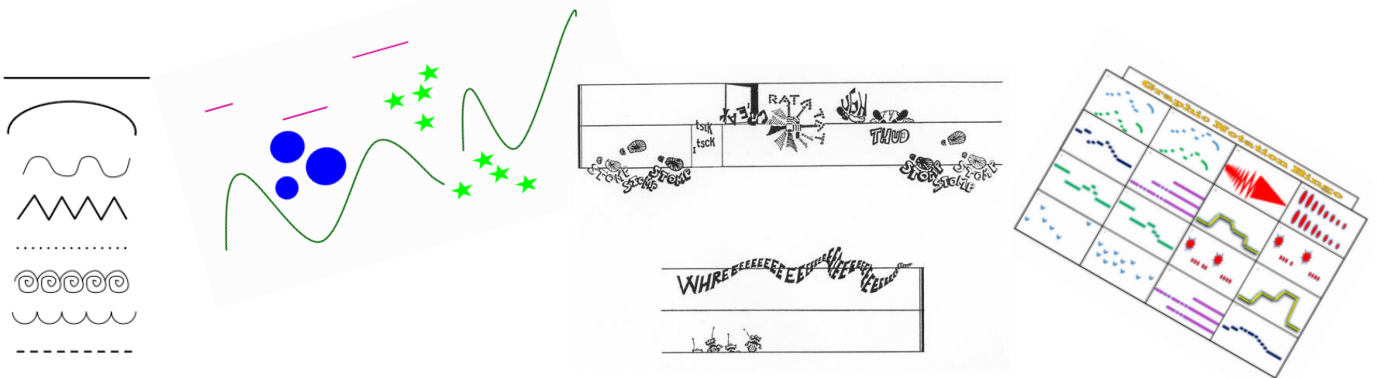


You can use any shape/ picture or words you like!

You can also use colour- what might be the difference between a RED triangle and a GREY one?



Here's more some examples!



## Listening Activity- Find the Listening Activity Video

- Grab a piece of paper and a pencil or an iPad- you can use different colours if you like!
- There are 5 music clips to listen to- can you try and draw what you hear??
- Here's an example of how you might draw number 1
- Try to use some of the symbols above and some of your own!
- Remember there might be multiple different sounds happening at once  
eg. Short loud sounds and quiet long notes

Happy Listening!

-I drew a smooth line because the melody is smooth  
-The tune goes up and down and I followed it with my pen as I listened  
-I could also hear a long quiet note underneath

